OCN-085

(FW2)



OCN-085

OCN-085N
(With test connection)

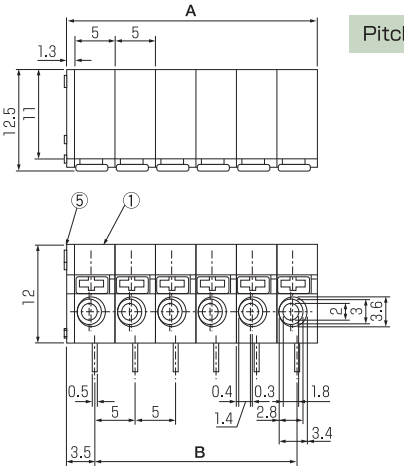

Pitch (terminal to terminal) : 5 mm

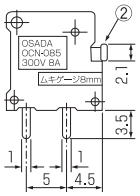

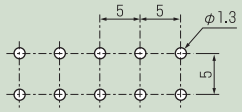

Schematic chart for proper fitting holes.

Specifications

Electrical Rating	300V, 8A
Insulation Resistance	DC500V, 1000MΩ
Withstanding Voltage	AC2500V
Cable Range	Sol OCN-085 AWG26～16 OCN-085N AWG26～18
Wire Strip Length	7～8mm
Usage Temperature Rating	−40℃～+80℃

Composition

No.	Part Name	Materials	Flame Class	Treatment	Remarks
①	Base	PA 66	94V−0		※
②	Push Button	Polycarbonate	94V−0		Black
③	Terminal	Brass		Sn	
④	Spring	SUS301			
⑤	Side Plate	PA 66	94V−0		※

※Gray (Standard Color), 4 colors combination (Blue, Red & Black)

Measurements List of A & B (P : Number of terminals) Block Type

P	1	2	3	4	5	6	7	8	9	10	11	12	13	14	15	16	17	18	19	20	21	22	23	24	25	26	27	28	29	30
A	6.3	11.3	16.3	21.3	26.3	31.3	36.3	41.3	46.3	51.3	56.3	61.3	66.3	71.3	76.3	81.3	86.3	91.3	96.3	101.3										
B		5.0	10.0	15.0	20.0	25.0	30.0	35.0	40.0	45.0	50.0	55.0	60.0	65.0	70.0	75.0	80.0	85.0	90.0	95.0										