OCN-080

(FW2)



OCN-080

OCN-080N
(With test connection)

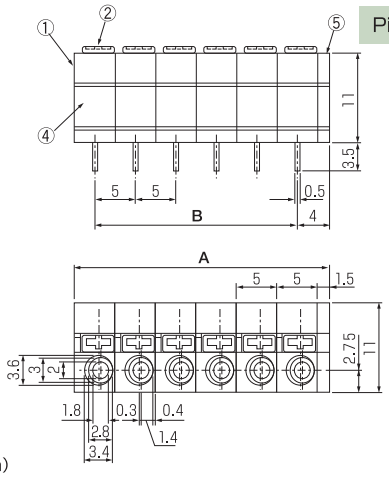

Pitch (terminal to terminal) : 5 mm

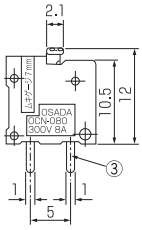

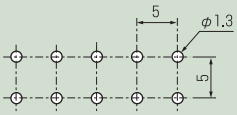

Schematic chart for proper fitting holes.

Specifications

Electrical Rating	300V, 8A
Insulation Resistance	DC500V, 1000MΩ
Withstanding Voltage	AC2500V
Cable Range	Sol OCN-080 AWG26～16 OCN-080N AWG26～18
Wire Strip Length	7～8mm
Usage Temperature Rating	−40℃～+80℃

Composition

No.	Part Name	Materials	Flame Class	Treatment	Remarks
①	Base	PA 66	94V−0		※
②	Push Button	Polycarbonate	94V−0		Black
③	Terminal	Brass		Sn	
④	Spring	SUS301			
⑤	Side Plate	PA 66	94V−0		※

※Gray (Standard Color), 4 colors combination (Blue, Red & Black)

Measurements List of A & B (P : Number of terminals) Block Type

P	1	2	3	4	5	6	7	8	9	10	11	12	13	14	15	16	17	18	19	20	21	22	23	24	25	26	27	28	29	30
A	6.5	11.5	16.5	21.5	26.5	31.5	36.5	41.5	46.5	51.5	56.5	61.5	66.5	71.5	76.5	81.5	86.5	91.5	96.5	101.5										
B		5.0	10.0	15.0	20.0	25.0	30.0	35.0	40.0	45.0	50.0	55.0	60.0	65.0	70.0	75.0	80.0	85.0	90.0	95.0										