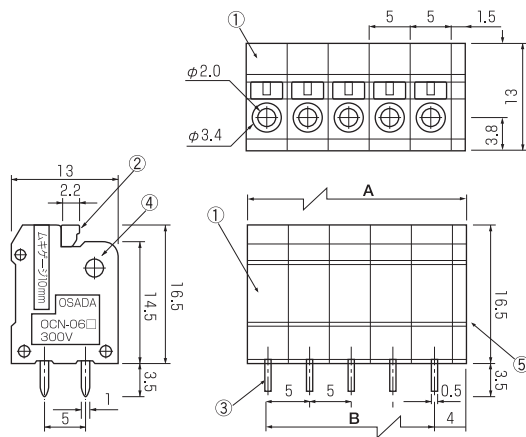



OCN-060-BS

Pitch (terminal to terminal)
: 5mm, 7.5mm, 10mm

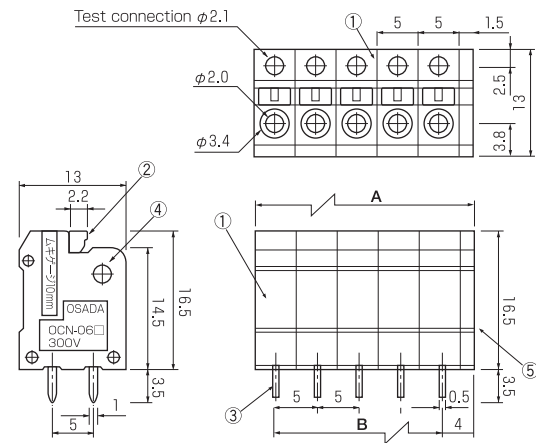

UL (FW2) TÜV



OCN-060N-BS

Pitch (terminal to terminal)
: 5mm, 7.5mm, 10mm

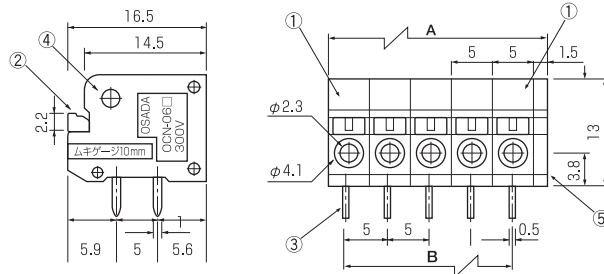

UL (FW2) TÜV



OCN-065-BS

UL (FW2) TÜV

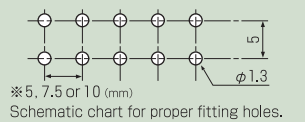
Pitch (terminal to terminal) : 5mm, 7.5mm, 10mm



Specifications

Electrical Rating	300V, 8A 600V, 8A*	
Insulation Resistance	DC500V, 1000MΩ	
Withstanding Voltage	AC2500V	
Cable Range	OCN-060-BS	Str AWG24~16
	OCN-065-BS	Str AWG24~14
	OCN-060N-BS	Str AWG24~16
	OCN-065N-BS	Sol AWG24~18
	OCN-061N-BS	Str AWG24~16
Wire Strip Length	10~11mm	
Storage Temperature Rating	-40°C~+80°C	
Usage Temperature Rating	-40°C~+80°C	
Terminal Block Color Available	Gray (Standard Color), 4 colors combination (Blue, Red & Black)	

Wire Strip Length



Composition

No.	Part Name	Materials	Flame Class	Treatment	Remarks
①	Base	PA 66	94V-0		
②	Push Button	Polycarbonate	94V-0		Black
③	Terminal	Brass		Sn	
④	Spring	SUS301			
⑤	Side Plate	PA 66	94V-0		

OCN-060-BS, 065-BS, 060N-BS (Pitch: 5mm, 7.5mm) Dimensional Formula (P : Number of poles required)

Dimensional formula for 5-mm pitch	Dimensional formula for 7.5-mm pitch
$A = P \times 5 + 1.5$	$C = \{P \times 5 + (P - 1) \times 2.5\} + 1.5$
$B = (P - 1) \times 5$	$D = (P - 1) \times 7.5$

※Rating when using it by the IEC standard are as follows (7.5mm and 10mm limitation)